



# Active Patient ACCESS Report

## country fact sheet: Poland

### What is the ACCESS report?

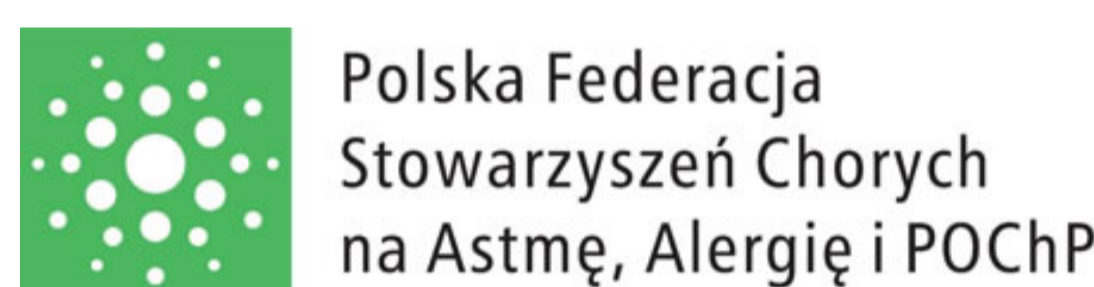
EFA conducted a survey of 700+ participants in seven countries of patients with asthma, patients with COPD and perceptions in prevention and patient empowerment. This country fact sheet represents further examination of highlights or noted deviations from overall averages.

## Summary

Polish patients have the highest averages for years between first symptoms and first diagnosis for both asthma and COPD. Polish patients also assume the highest impact and clearly feel less protected from public authorities on outdoor factors compared to other countries. However, Polish patients have higher access to specialised centres and clinical trials.



ASTHMA	ASTHMA	COPD	EMPOWERMENT
<b>7.5</b> years between first symptoms and first diagnosis (highest country gap vs. 3.3 overall)	<b>36%</b> visit the HCP 12 times a year or more	<b>7</b> years between symptoms and COPD diagnosis, (highest average vs. 3.4 overall)	<b>79%</b> do not have a written management plan
<b>36%</b> initially received a wrong diagnosis (highest country rate vs. 16% overall)	<b>12%</b> fully pay for services	<b>27%</b> initially received wrong diagnosis	<b>57%</b> took part in medical research/clinical trials (vs. 19% overall)



#ShowLeadership

read full report: <https://efanet.online/ACCESS>



# Active Patient ACCESS Report

## country fact sheet: Poland

### ASTHMA

#### Diagnosis testing

Provocative testing (physical activity) (55%) used much more than spirometry with relief spray (20%)

#### Care

- Inhaled corticosteroids used most, antihistamines used more than SABA (66% vs. 54% overall)

#### Services Used

- Nearly all use spirometry
- Laboratory tests (89% vs. 63% overall) and X-ray (75% vs. 50% overall) widely used
- Flu vaccination (23% vs. 49% overall) and pneumococcus (2% vs. 31% overall) used less widely

#### Perception

Wide majority (67%) believe comorbidities influence therapy - Polish patients feel they have a much higher impact on quality of life when compared to respondents from other countries

### COPD

#### Diagnosis testing

Tests conducted on a regular basis:

- Measurements of lung volumes and peak flow rarely used (11% for both)
- Laboratory tests (52% vs. 26% overall) and X ray (50% vs. 17% overall) used more

#### Care

Services used:

- Prescription (100%), spirometry (100%), X-ray (98%), laboratory tests (96%), consultation (91%) used more
- More hospitalisation compared to other countries (59% vs. 33% overall)
- Flu vaccination (41% vs. 53% overall), pneumococcus vaccination (16% vs. 37% overall) used less

#### Perception

Most COPD patients (84%) believe that others don't know how difficult it is to live with COPD

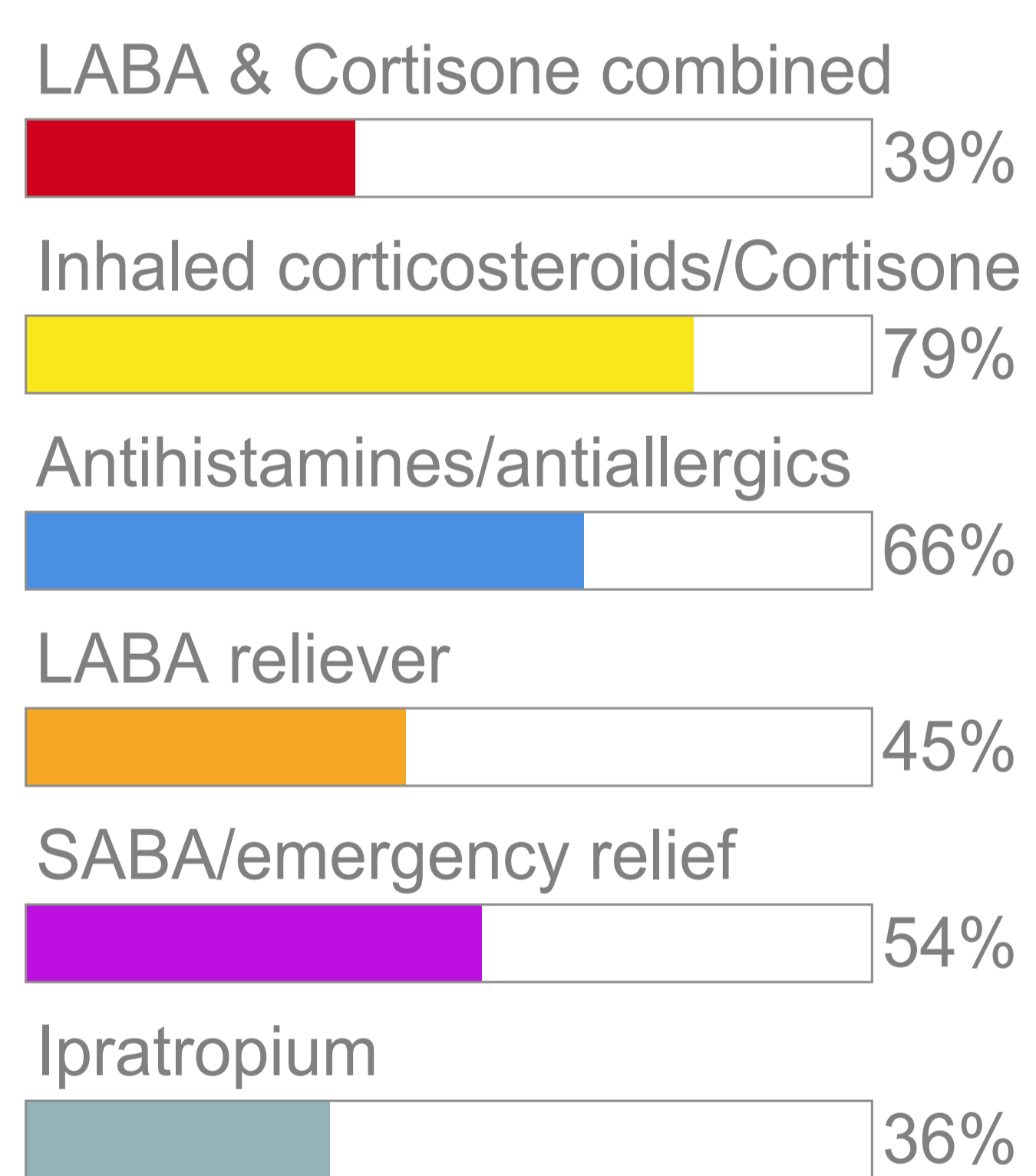
### PREVENTION

- The perception of protection by public authority against indoor risk factors is generally higher than in other countries, in particular: tobacco smoke (82% vs. 71% overall), building material (62% vs. 45% overall) and moulds (50% vs. 32% overall)
- Active and passive smoking is perceived as the factor where public authority do more (80%). Also, flu vaccination (76%), physical activity (75%), info on air quality (65%), healthy eating (60) are also well promoted. Action plans are promoted less (17% vs. 29% overall)

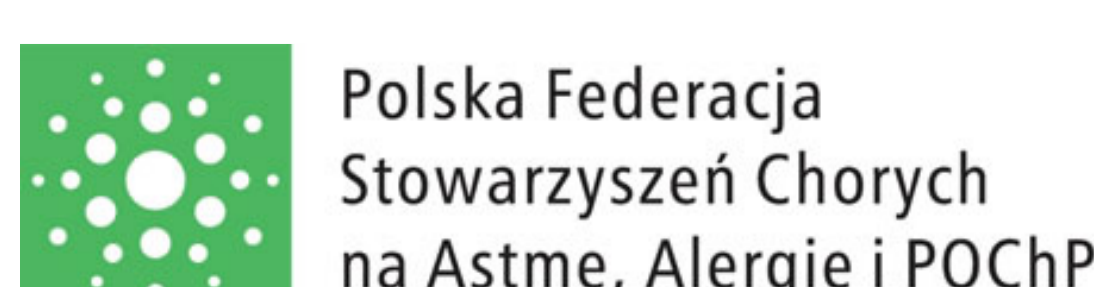
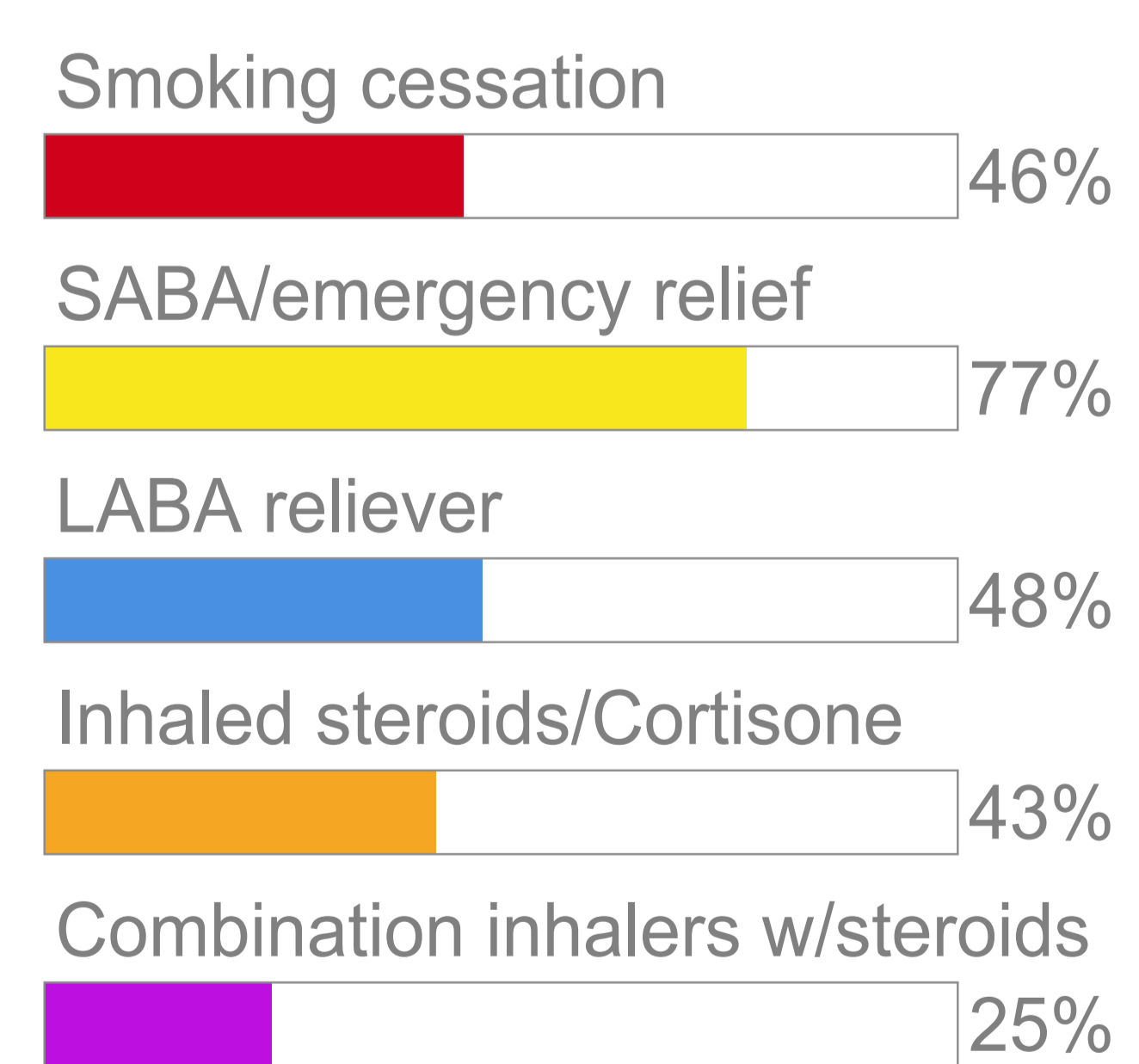
### EMPOWERMENT

- Patients have lower access to support groups and patient organisations (20% vs. 32% overall) and to social media groups, while access to specialised centres (89% vs. 29% overall) and clinical trials (62% vs. 22% overall) is very high

### Treatments currently used by patients for their asthma



### Treatments currently used by patients for their COPD



#ShowLeadership

read full report: <https://efanet.online/ACCESS>